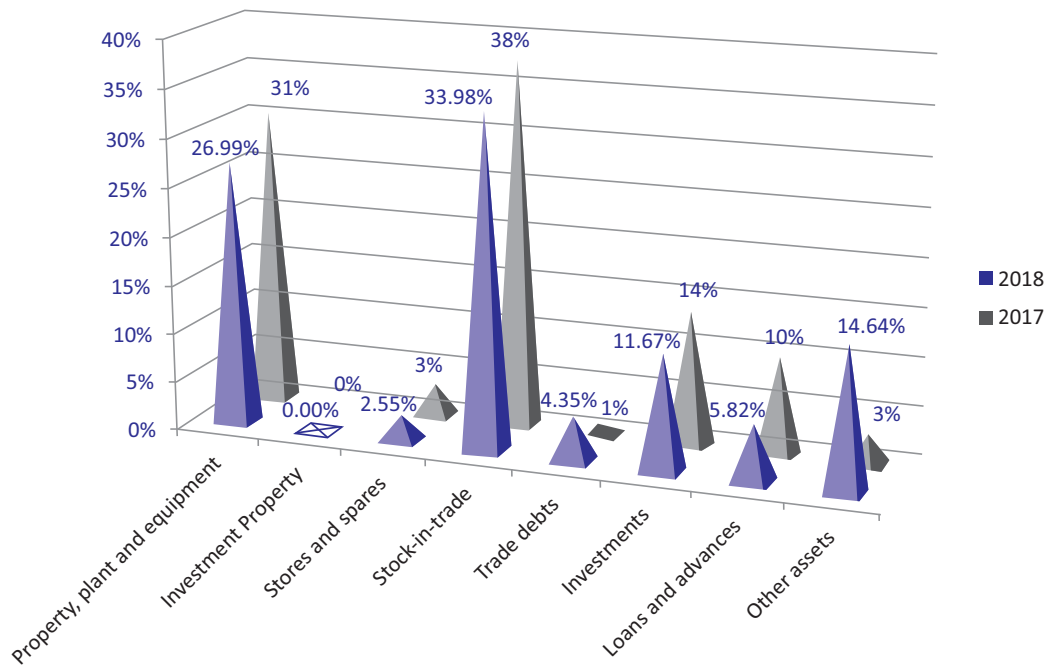


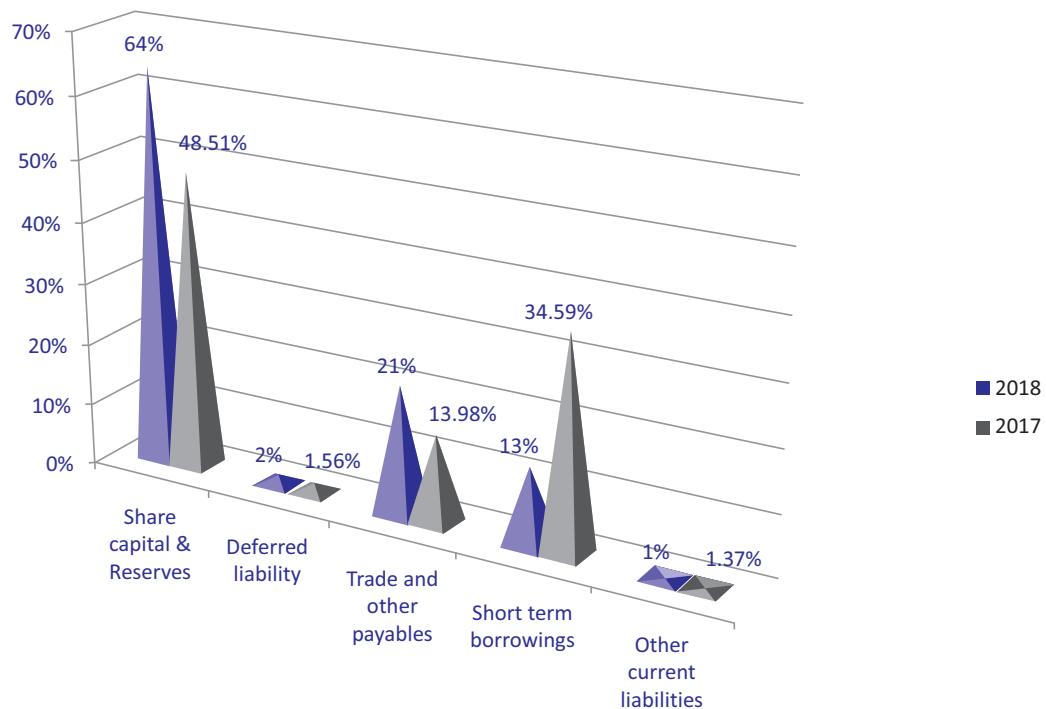
# KEY FINANCIAL DATA

		2018	2017	2016	2015	2014	2013
<b>Investment Measure</b>							
Ordinary Share Capital	Rs. in ' 000 '	<b>173,623</b>	173,623	173,623	173,623	173,623	173,623
Reserves	Rs. in ' 000 '	<b>3,420,351</b>	2,334,735	2,161,485	2,054,425	2,052,615	1,808,825
Ordinary Shareholder's Equity	Rs. in ' 000 '	<b>3,593,974</b>	2,508,358	2,335,108	2,228,048	2,226,238	1,982,448
Dividend on Ordinary Shares	Rs. in ' 000 '	<b>920,201</b>	173,623	329,884	434,058	173,623	86,812
Dividend per Ordinary Share	Rs.	<b>53.00</b>	10.00	19.00	25.00	10.00	5.00
Profit Before Taxation	Rs. in ' 000 '	<b>1,370,679</b>	206,948	524,570	553,599	388,119	330,998
Profit After Taxation	Rs. in ' 000 '	<b>1,293,780</b>	142,976	457,883	494,935	298,153	287,545
Earnings per share of Rs. 10	Rs.	<b>74.52</b>	8.23	26.37	28.51	17.17	16.56
<b>Measure of Financial Status</b>							
Current Ratio	x : 1	<b>1.80</b>	1.12	1.61	1.29	1.07	0.93
Debt Equity Ratio	x : 1	-	-	-	-	-	0.08
Total Debt Ratio	x : 1	<b>0.13</b>	0.35	0.00	0.13	0.27	0.38
Number of Days Stock	In days	<b>130.22</b>	102.45	56.45	82.69	93.42	89.47
<b>Measure of Performance</b>							
Sales	Rs. in ' 000 '	<b>7,494,077</b>	5,327,415	5,793,851	5,867,298	5,520,740	5,849,700
Cost of Goods Sold as % of Sales	%	<b>72.33</b>	89.27	86.82	85.94	85.85	85.85
Profit Before Taxation as % of Sales	%	<b>18.29</b>	3.88	9.05	9.44	7.03	5.66
Profit After Taxation as % of Sales	%	<b>17.26</b>	2.68	7.90	8.44	5.40	4.92
Quantity of sugar cane crushed	M.Tons	<b>665,539</b>	659,154	560,786	564,555	621,679	503,178
Quantity of sugar production	M.Tons	<b>74,388</b>	70,484	58,730	60,534	63,650	52,727
Recovery of sugar production	%	<b>11.17</b>	10.70	10.47	10.72	10.24	10.48
Quantity of Ethanol produced	M.Tons	<b>43,221</b>	38,213	36,402	36,946	36,875	34,735
Recovery of ethanol produced	%	<b>5.59</b>	5.49	5.54	5.65	5.73	5.96

## COMPOSITION OF BALANCE SHEET ASSETS

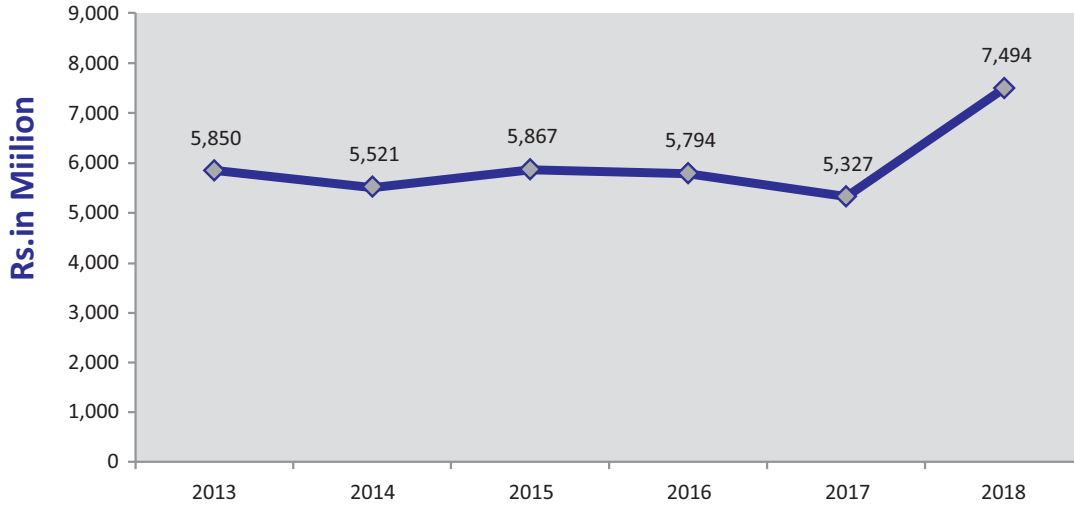


## COMPOSITION OF BALANCE SHEET EQUITY AND LIABILITIES

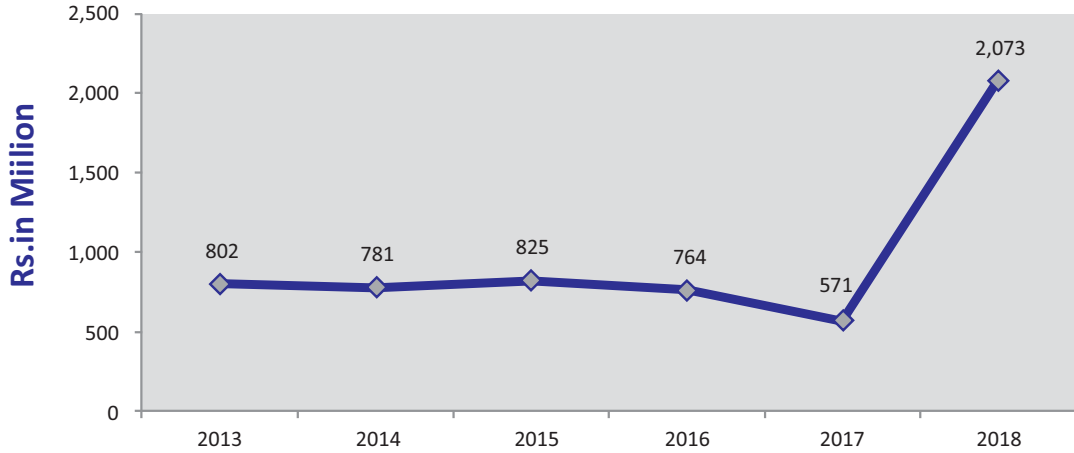


## FINANCIAL INDICATORS

### Sales Revenue



### Gross Profit



### Net Profit

